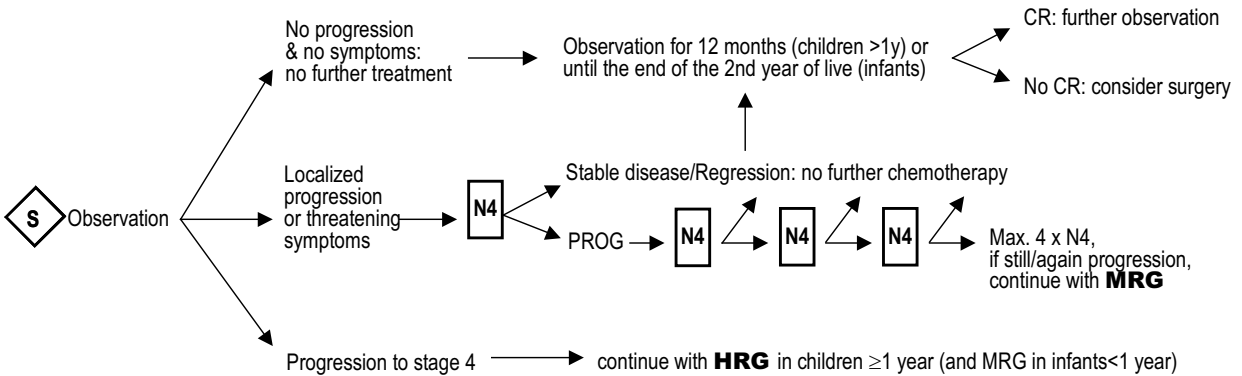


1 NB2004 GENERAL OVERVIEW

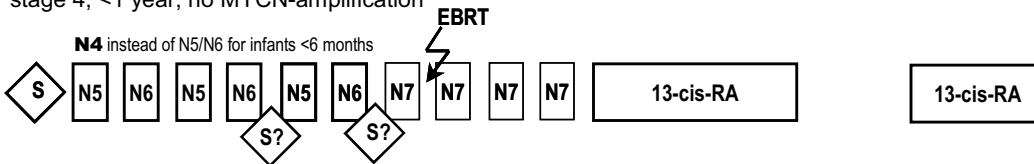
OBSERVATION GROUP (OG)

stage 1, 0-21 years, no MYCN-amplification
 stage 2, 0-21 years, no 1p aberration, no MYCN-amplification
 stage 3, 0-2 years, no 1p aberration, no MYCN-amplification
 stage 4S, 0-1 year, no MYCN-amplification



MEDIUM RISK GROUP (MRG)

stage 3, ≥2 years; no MYCN-amplification
 stage 3, 0-21 years, 1p aberration, no MYCN-amplification
 stage 2, 0-21 years, 1p aberration, no MYCN-amplification
 stage 4, <1 year, no MYCN-amplification



HIGH RISK GROUP (HRG)

stage 4, ≥1-21 years,
 Any stage, age 0-21 years, presence of MYCN amplification

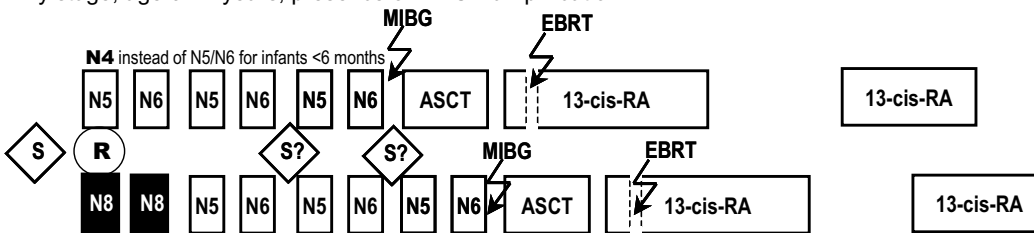


Figure 1: Overview over NB2004 treatment (S=surgery, R=randomization, N4/5/6/7/8=chemotherapy cycles, MIBG=MIBG treatment, EBRT=external beam radiation therapy, 13-cis-RA=13-cis-retinoic acid)

2 IMPORTANT ADDRESSES

Principal investigator	Prof. Dr. F. Berthold	Dept. Pediatric Oncology and Hematology; Children's Hospital; University of Cologne; Kerpener Str. 62; D-50924 Köln; ☎ Tel. +49 (0) 221 478 - 4380, 📠 - 4689, frank.berthold@medizin.uni-koeln.de
Trial office	Dr. B. Hero Dr. T. Simon	Dept. Pediatric Oncology and Hematology; Children's Hospital; University of Cologne; Kerpener Str. 62; D-50924 Köln; ☎ Tel. +49 (0) 221 478 - 6853, 📠 - 6851, neuroblastomstudie@uk-koeln.de
SAE Report		☎ Tel. +49 (0) 221 478 - 6853, 📠 - 6851
Randomization Hotlines		☎ + 49 (0) 221 - 478 6853 ☎ + 49 (0) 175 - 38 29 512
Surgery	Prof. Dr. D. v. Schweinitz	Dr. v. Hauner Children's Hospital, University of Munich Lindwurmstr. 4, D-80337 München ☎ +49 (0) 89 5160 - 3101, 📠 - 4726 dietch.schweinitz@med.uni-muenchen.de
Radiation therapy	Dr. R. Bongartz Prof. Dr. R.-P. Müller	Dept. Radiation Therapy; University of Cologne; Kerpener Str. 62; D-50924 Köln; ☎ +49 (0) 221 478 - 6853, 📠 - 6851 rudolf.bongartz@medizin.uni-koeln.de
Nuclear medicine	PD Dr. Schmidt	Dept. Nuclear Medicine; University of Cologne; Kerpener Str. 62, D-50924 Köln; ☎ +49 (0) 221 478 - 4052, 📠 - 6777 nuklearmedizin@medizin.uni-koeln.de
Diagnostic Radiology	Prof. Dr. G. Benz-Bohm	Dept. Pediatric Radiology; Children's Hospital; University of Cologne; Kerpener Str. 62, D-50924 Köln; ☎ +49 (0) 221 478 - 5878, 📠 - 3347
Tumor box shipping	Dr. K. Ernestus H. Düren	Dept. Pediatric Oncology and Hematology; Children's Hospital; University of Cologne; Kerpener Str. 62; D-50924 Köln; ☎ +49 221 478 -4726,-6843, 📠 - 6360 karen.ernestus@uni-koeln.de
Statistics	Dr. A Faldum	Institute for Medical Biostatistics, Epidemiology and Informatics, University Hospital of Mainz Obere Zahlbacher Str. 69, D-55101 Mainz ☎ +49 (0) 6131 17 - 3938, 📠 - 47 3938 faldum@imsd.uni-mainz.de

4 REFERENCE LABORATORIES

Tumor box shipping	Dr. K. Ernestus H. Düren	Dept. Pediatric Oncology and Hematology; Children's Hospital; University of Cologne; Kerpener Str. 62; D-50924 Köln; ☎ +49 (0) 221 478 - 6843, 📠 – 6851 karen.ernestus@uni-koeln.de
Bone marrow lab	Prof. Dr. F. Berthold R. Schumacher	Dept. Pediatric Oncology and Hematology; Children's Hospital; University of Cologne; Kerpener Str. 62; D-50924 Köln; ☎ +49 (0) 221 478 - 4390, 📠 – 6851 frank.berthold@medizin.uni-koeln.de
Molecular genetics labs	Dr. R. Spitz	Dept. Pediatric Oncology and Hematology; Children's Hospital; University of Cologne; Kerpener Str. 62; D-50924 Köln; ☎ +49 (0) 221 478 - 6843, 📠 – 6851 ruediger.spitz@medizin.uni-koeln.de
	Prof. Dr. H. Christiansen	Dept. Pediatric Oncology and Hematology; Children's Hospital; University of Marburg; Deutschhausstr. 12, D-35055 Marburg; ☎ +49 (0) 6421 – 28 - 62671, 📠 – 66824 Holger.Christiansen@staff.uni-marburg.de
	PD Dr. F. Niggli	Dept. Pediatric Oncology and Hematology; Children's Hospital; University of Zurich; Steinwiesstr. 75 CH-8032 Zurich; ☎ +41 (0) 12 66 7 - 111, 📠 – 171 felix.niggli@kispi.unizh.ch
	Dr. F. Schilling	Klinikum Stuttgart Olgahospital Children's Hospital Pädiatrie 5 (Onkologie/Hämатologie) Bismarckstrasse 8, D-70176 Stuttgart ☎ +49 (0) 711 992-2515 📠 – 2519 f.schilling@olqahospital.de
	Prof. Dr. M. Schwab	DKFZ German Cancer Research Center Division Cytogenetics Im Neuheimer Feld 280; D-69120 Heidelberg ☎ +49 (0) 6221 42 - 3220, 📠 – 3277 m.schwab@dkfz.de
Reference Pathology	Dr. U. Jänig PD Dr. I. Leuschner	Institute for Pathology, University of Schleswig-Holstein, Michaelisstraße 11, D-24105 Kiel ☎ +49 (0) 431 597 – 3450; 📠 - 3486 ileuschner@path.uni-kiel.de
	Dr. K. Ernestus	Institute for Pathology, University of Cologne; Kerpener Str. 62, D-50924 Köln ☎ +49 221 478 – 4726, -6843, 📠 – 6360 karen.ernestus@uni-koeln.de
Catecholamine metabolites	Dr. D. H. Hunneman	Children's Hospital; University of Göttingen Robert-Koch-Straße 40, D-37075 Göttingen ☎ +49 (0) 551 395 904 📠 +49 (0) 551 396 236 hunneman@med.uni-goettingen.de

5 TRIAL COMMITTEE MEMBERS

Prof. Dr. F.	Berthold	Köln
Dr. R	Bongartz	Köln
Prof. Dr. J.	Boos	Münster
Prof. Dr. S.	Burdach	München-Schwabing
PD Dr. D.	Dilloo	Düsseldorf
Dr. K.	Ernestus	Köln
Prof. Dr. R.	Erttmann	Hamburg
Dr. A.	Faldum	Mainz
Prof. Dr. G.	Henze	Berlin
Dr. B.	Hero	Köln
Prof. Dr. T.	Klingebiel	Frankfurt
Prof. Dr. B.	Kremens	Essen
Prof. Dr. R. P.	Müller	Köln
Dr. F. H.	Schilling	Stuttgart
PD Dr. M.	Schmidt	Köln
Prof. Dr. M.	Schrappé	Hannover
Dr. T.	Simon	Köln
Dr. R.	Spitz	Köln
Prof. Dr. D.	von Schweinitz	München
Prof. Dr. J	Wolff	Regensburg

6 IMPORTANT NOTE

This clinical trial protocol for the risk adapted treatment of neuroblastoma in children and adolescents does not represent a guideline for standard treatment of neuroblastoma. Patients can only be treated according to the protocol in hospitals which have signed the cooperation form. Inclusion and exclusion criteria must be met by any individual patient prior to admission. Each patient must be registered by the trial office.

The protocol has been written carefully. Despite this, errors cannot entirely be discounted. Each investigator is fully responsible for the treatment. All recommendations given in this protocol, particularly drug doses, must be compared with commonly accepted guide lines. If questions arise, do not hesitate to contact the trial office.

The content of the protocol ist confidential. It can only be passed to hospitals not participating in the trial by the trial office.